



INVESTOR PRESENTATION

Financial results for the 1H25

August 2025



APLISENS Group is a provider of industrial process control and instrumentation solutions, serving customers in over 100 countries worldwide. The company manufactures a broad portfolio of devices for measuring pressure, differential pressure, level, temperature, humidity, and flow, widely used across various industrial sectors. APLISENS operates PCA-accredited laboratories offering calibration services for pressure and differential pressure transmitters, temperature sensors, and flow meters. As a result, the company's core products are recognized by customers as fully-fledged alternatives to those offered by leading global manufacturers in the field.

- **WATER MANAGEMENT AND ENVIRONMENTAL PROTECTION,**
- **OIL AND GAS EXTRACTION AND TRANSMISSION,**
- **SHIPBUILDING INDUSTRY,**
- **POWER GENERATION AND DISTRICT HEATING,**
- **PETROCHEMICAL AND CHEMICAL INDUSTRY,**
- **HEAVY INDUSTRY, MINING, AND METALLURGY,**
- **RENEWABLE ENERGY – HYDROPOWER PLANTS, BIOGAS FACILITIES, GEOTHERMAL INSTALLATIONS, WASTE-TO-ENERGY PLANTS, GREEN HYDROGEN,**
- **FOOD INDUSTRY,**
- **GAS DISTRIBUTION,**
- **TRANSPORTATION INDUSTRY – FUEL THEFT PREVENTION SYSTEMS,**
- **PULP AND PAPER INDUSTRY,**
- **PHARMACEUTICAL INDUSTRY,**
- **GLASS INDUSTRY,**
- **AUTOMOTIVE INDUSTRY.**





WATER SUPPLY AND WATER MANAGEMENT

CERTIFICATE PZH

ANALOG AND SMART DEPTH
PROBES

ANALOG PRESSURE
TRANSMITTERS

FLOWMETERS

REGIONS

POLAND, EUROPEAN UNION,
MIDDLE EAST, KAZAKHSTAN



OIL AND GAS EXTRACTION AND TRANSMISSION

CERTIFICATE ATEX

INTELLIGENT PRESSURE
TRANSMITTERS

INTELLIGENT TEMPERATURE
TRANSMITTERS

TEMPERATURE SENSORS

REGIONS

MIDDLE EAST, UNITED
KINGDOM, BRAZIL, UNITED
STATES



SHIPBUILDING INDUSTRY

CERTIFICATE DNV, ATEX

ANALOG PRESSURE
TRANSMITTERS

ANALOG DEPTH SENSORS

REGIONS

EUROPEAN UNION, SOUTH
KOREA, INDIA



ENERGY AND HEATING

CERTIFICATE ATEX, SIL

ANALOG AND SMART
PRESSURE TRANSMITTERS

INTELLIGENT TEMPERATURE
TRANSMITTERS

TEMPERATURE SENSORS

REGIONS

POLAND, EUROPEAN UNION,
KAZAKHSTAN



PETROCHEMICALS AND CHEMICALS

CERTIFICATE ATEX, SIL

INTELLIGENT PRESSURE
TRANSMITTERS




INTELLIGENT TEMPERATURE
TRANSMITTERS

TEMPERATURE SENSORS

REGIONS

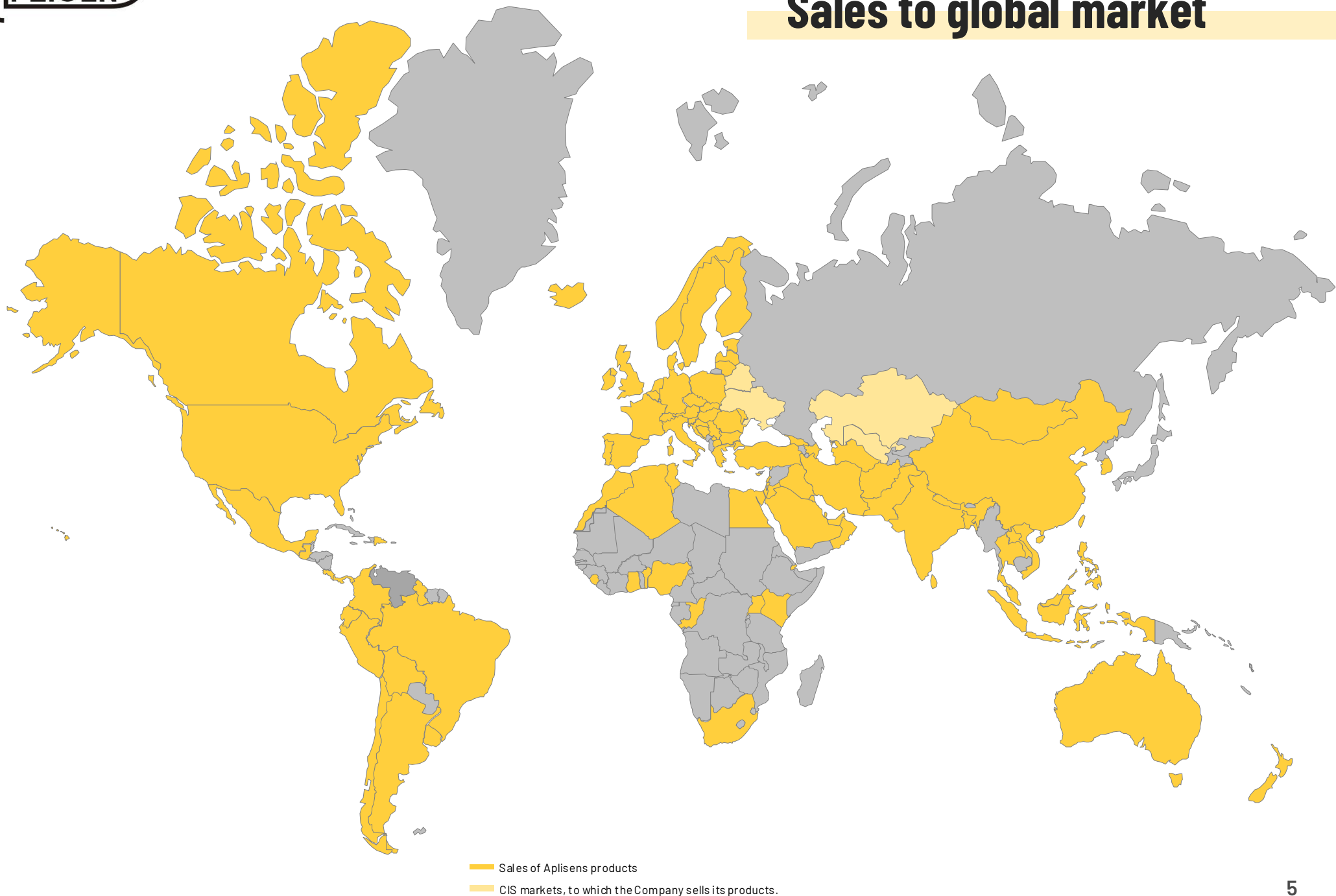
KAZAKHSTAN, EUROPEAN
UNION, SOUTH-EAST ASIA

ATEX - Certification for explosive environments, MID - Applications related to metering, SIL - Applications related to safety systems, DNV - Certification for maritime applications, PZH - Certification for contact with drinking water.

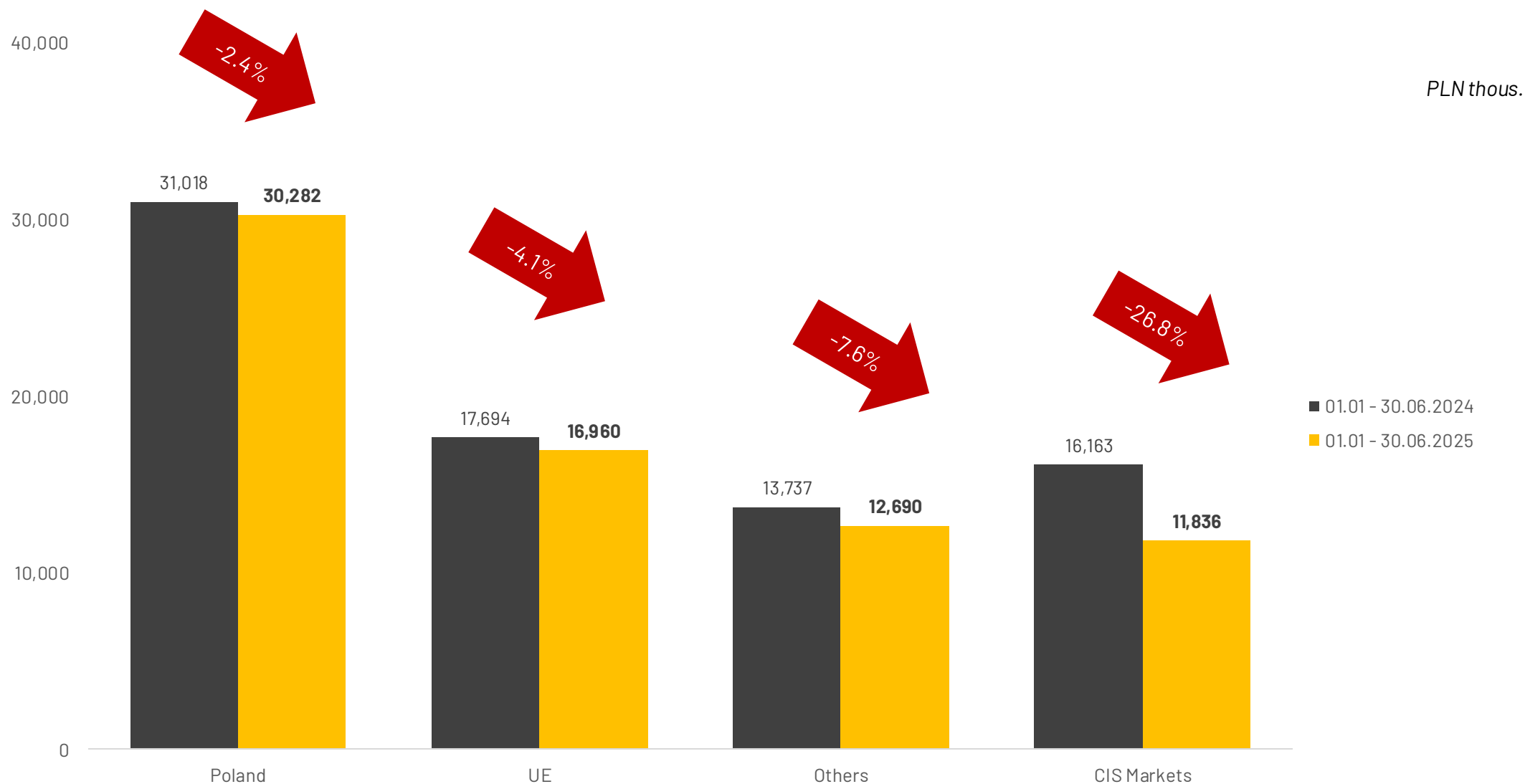
<div></div> <div>HEAVY INDUSTRY, MINING, METALLURGY</div> <div>CERTIFICATE ATEX</div>	<div>ANALOG PRESSURE TRANSMITTERS</div> <div>INTELLIGENT PRESSURE TRANSMITTERS</div>	<div>INTELLIGENT TEMPERATURE TRANSMITTERS</div> <div>FLOWMETERS</div>	<div>FLOWMETERS</div>	<div>REGIONS</div> <div>POLAND, KAZAKHSTAN, CHINA, AUSTRALIA, REPUBLIC OF SOUTH AFRICA</div>
<div></div> <div>RENEWABLE ENERGY SOURCES</div> <div>CERTIFICATE ATEX</div>	<div>ANALOG DEPTH SENSORS</div> <div>INTELLIGENT DEPTH SENSORS</div>	<div>ANALOG PRESSURE TRANSMITTERS</div> <div>INTELLIGENT PRESSURE TRANSMITTERS</div>	<div>FLOWMETERS</div> <div>TEMPERATURE SENSORS</div>	<div>REGIONS</div> <div>EUROPEAN UNION, POLAND</div>
<div></div> <div>GAS INDUSTRY</div> <div>CERTIFICATE ATEX, MID</div>	<div>INTELLIGENT PRESSURE TRANSMITTERS</div>	<div>INTELLIGENT TEMPERATURE TRANSMITTERS</div>	<div>TEMPERATURE SENSORS</div>	<div>REGIONS</div> <div>POLAND, EUROPEAN UNION, KAZAKHSTAN, TURKEY, UNITED STATES, UNITED KINGDOM</div>
<div></div> <div>AUTOMOTIVE INDUSTRY</div> <div>NO CERTIFICATE</div>	<div>TEMPERATURE SENSORS</div>	<div>ANALOG PRESSURE TRANSMITTERS</div>		<div>REGIONS</div> <div>EUROPEAN UNION, POLAND</div>

4

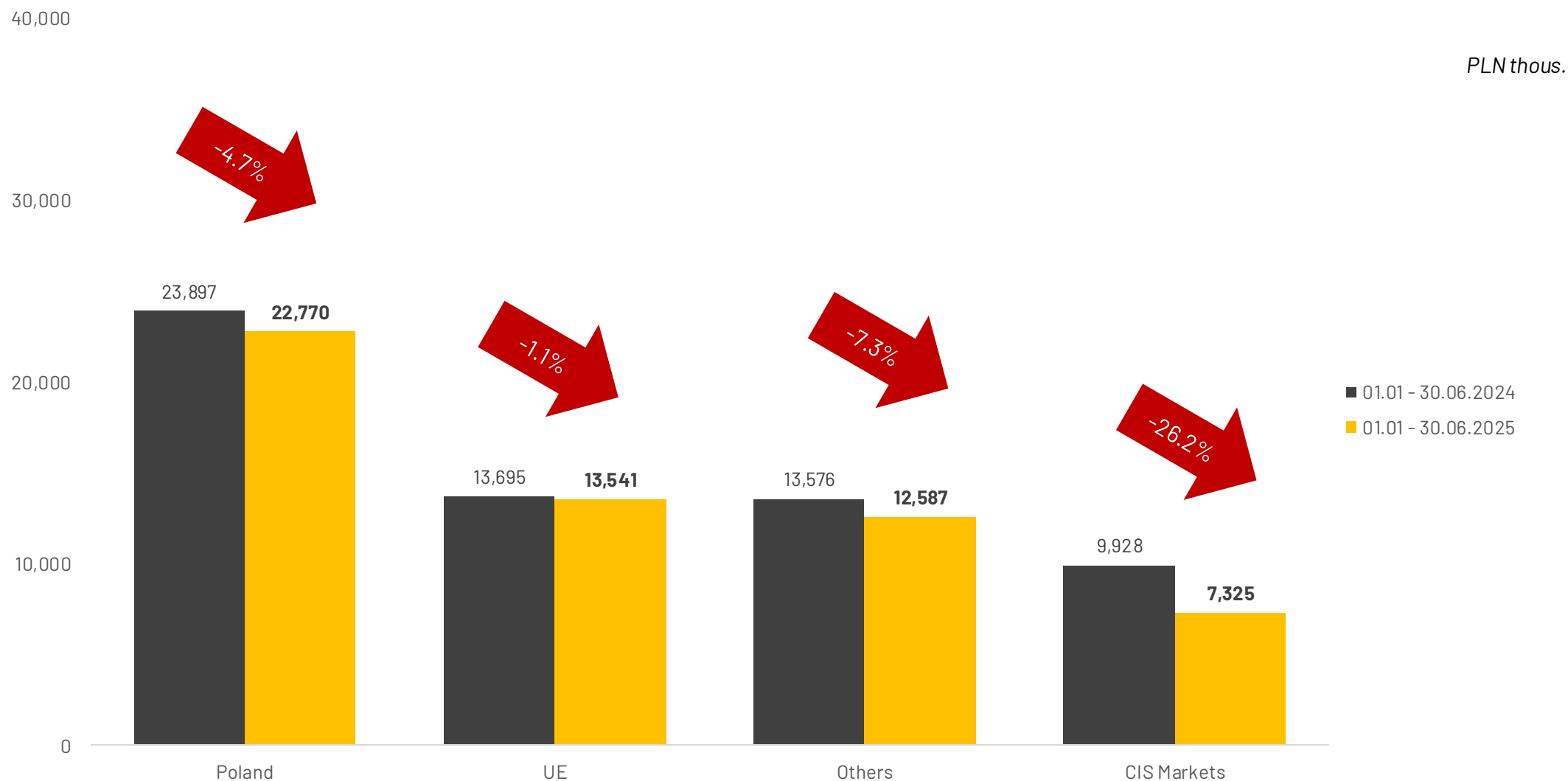
Sales to global market



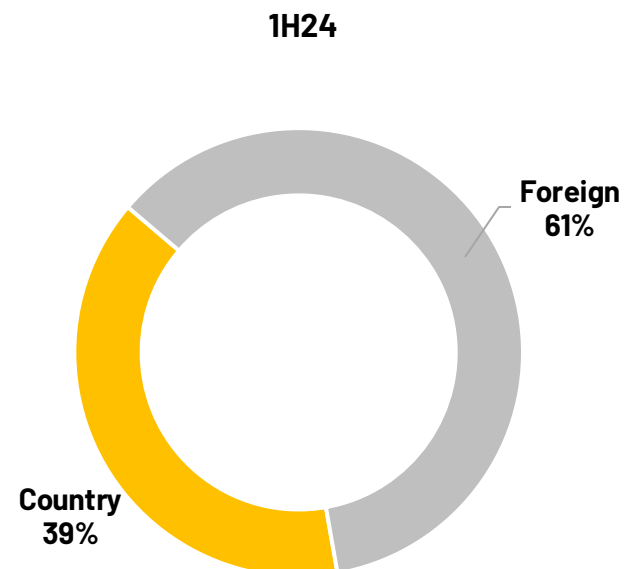
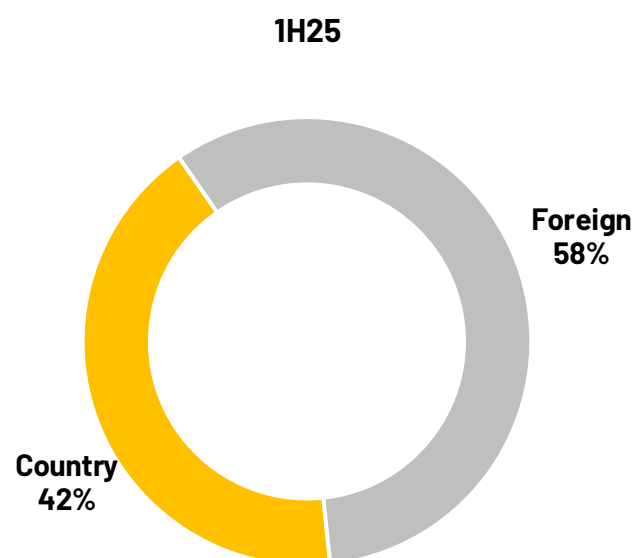
Sales of the group by markets



Unit sales by markets



Geographic structure of sales



Geographic structure of sales (PLN thous.)	01.01 – 30.06.2025	01.01 – 30.06.2024
Country	30 282	31 018
Foreign	41 486	47 594
Total	71 768	78 612

Selected financial data

P&L (PLNm)	01.01 – 30.06.2025	01.01 – 30.06.2024	Change %
Sales revenues	71.768	78.612	-8.7%
EBIT	10.210	15.743	-35.1%
EBITDA	15.158	20.056	-24.4%
Net profit	8.530	12.750	-33.1%
Depreciation and amortisation	4.948	4.313	14.7%
Net cash from operating activities	6.586	7.141	-
Net cash in investing activities	-8.197	-10.223	-
Net cash in financing activities	2.762	2.613	-

Balance sheet (PLNm)	30.06.2025	31.12.2024	Change %
Non-current assets, including:	117.989	118.903	-0.8%
Tangible fixed assets	87.005	87.968	-1.1%
Intangible assets	15.950	16.101	-0.9%
Goodwill	10.063	10.063	0.0%
Deferred tax assets	2.919	2.978	-2.0%
Current assets, including:	129.212	117.929	9.6%
Inventories	74.801	75.223	-0.6%
Trade and other short-term receivables	25.037	19.715	27.0%
Other short-term financial assets	13.449	8.939	50.5%
Cash	15.203	14.052	8.2%
Equity	227.791	223.837	1.8%
Non-current liabilities	1.334	1.282	4.1%
Current liabilities	18.076	11.713	54.3%
Total assets	247.201	236.832	4.4%

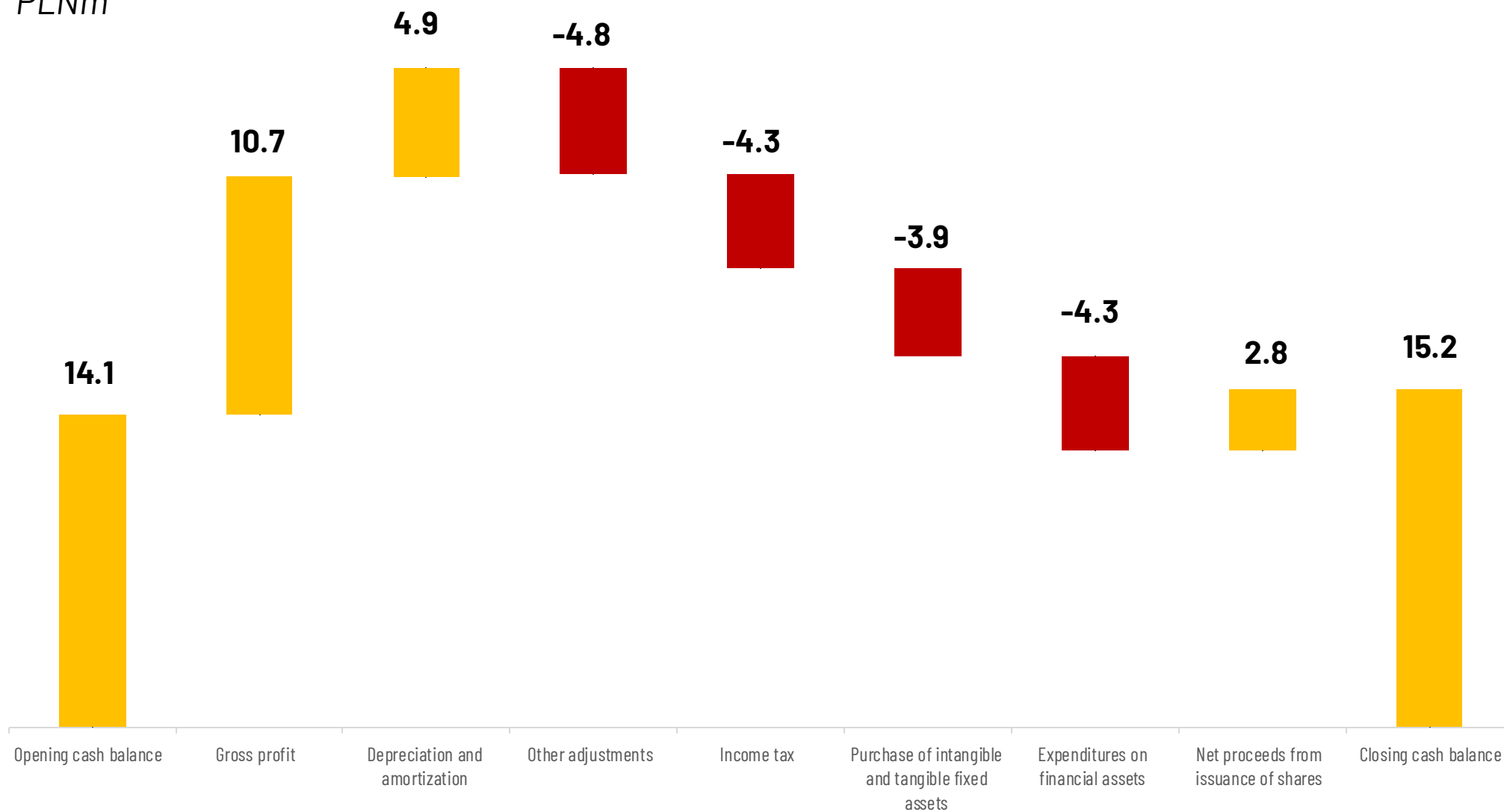
Key ratios

Profitability ratios	01.01 – 30.06.2025	01.01 – 30.06.2024	Change in Percentage Points
Gross profit margin	35.30%	38.96%	-3.66%
EBIT profit margin	14.23%	20.03%	-5.80%
EBITDA profit margin	21.12%	25.51%	-4.39%
Net profit margin	11.89%	16.22 %	-4.33%
Profitability ratios	30.06.2025	31.12.2024	Change in Percentage Points
ROA* (Return on Assets)	7.05%	9.14 %	-2.09
ROE* (Return on Equity)	7.65%	9.67%	-2.02

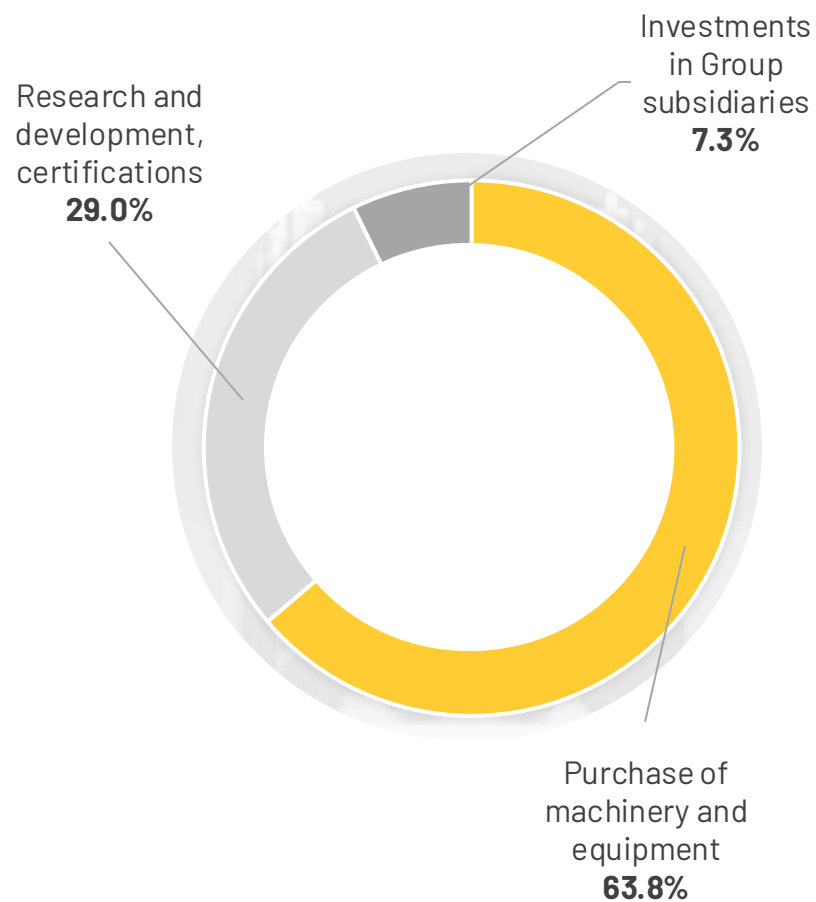
Leverage ratios	30.06.2025	31.12.2024	Change in Percentage Points
Debt to total assets ratio	7.85%	5.49%	2.36
Debt-to-equity ratio	8.52%	5.81%	2.71
Stock market ratios	30.06.2025	31.12.2024	Change %
EPS* (in PLN)	1.57	2.01	-22.12%
EV/EBITDA*	6.83	5.88	16.22 %
P/E*	11.95	9.66	23.66%
P/BV	0.91	0.93	-1.71%

Cash flow

PLNm



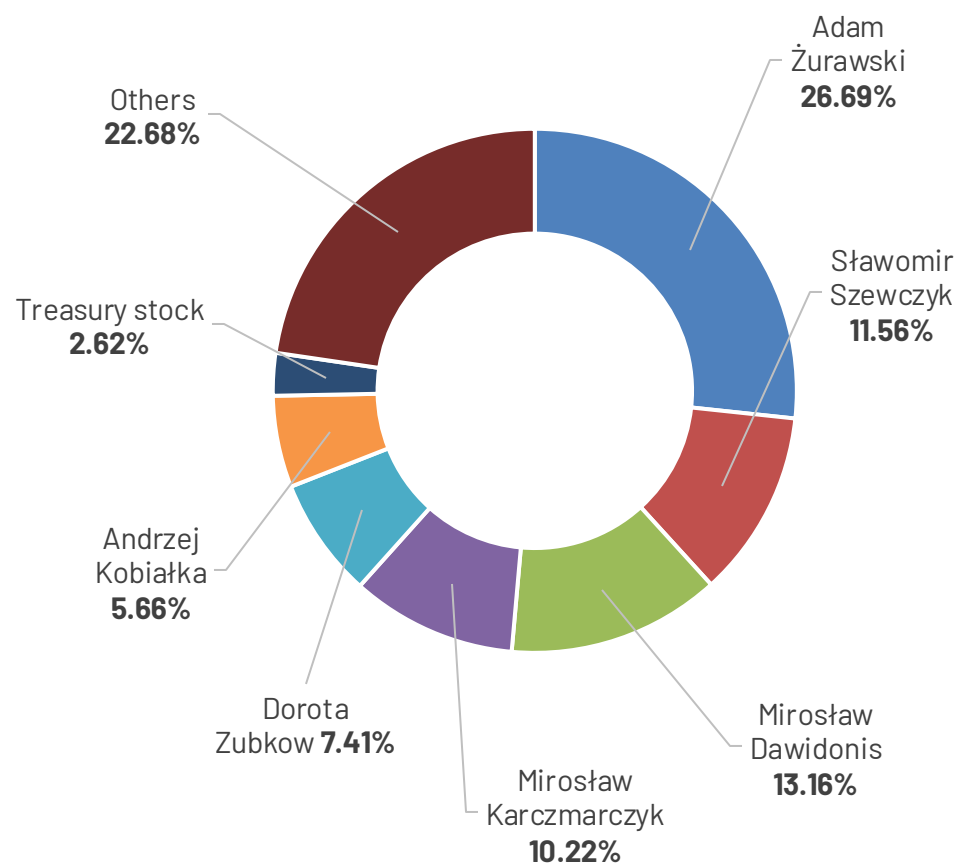
Investment expenditures



Investment expenditures for the period 01.01-30.06.2025 (PLN thous)	
Purchase of machinery and equipment	2 574
Research and development, certifications	1 168
Investments in Group subsidiaries	293
TOTAL:	4 035

Shareholding structure and stock price

STATUS AS OF 28.08.2025 (WITHOUT RELATED PERSONS)



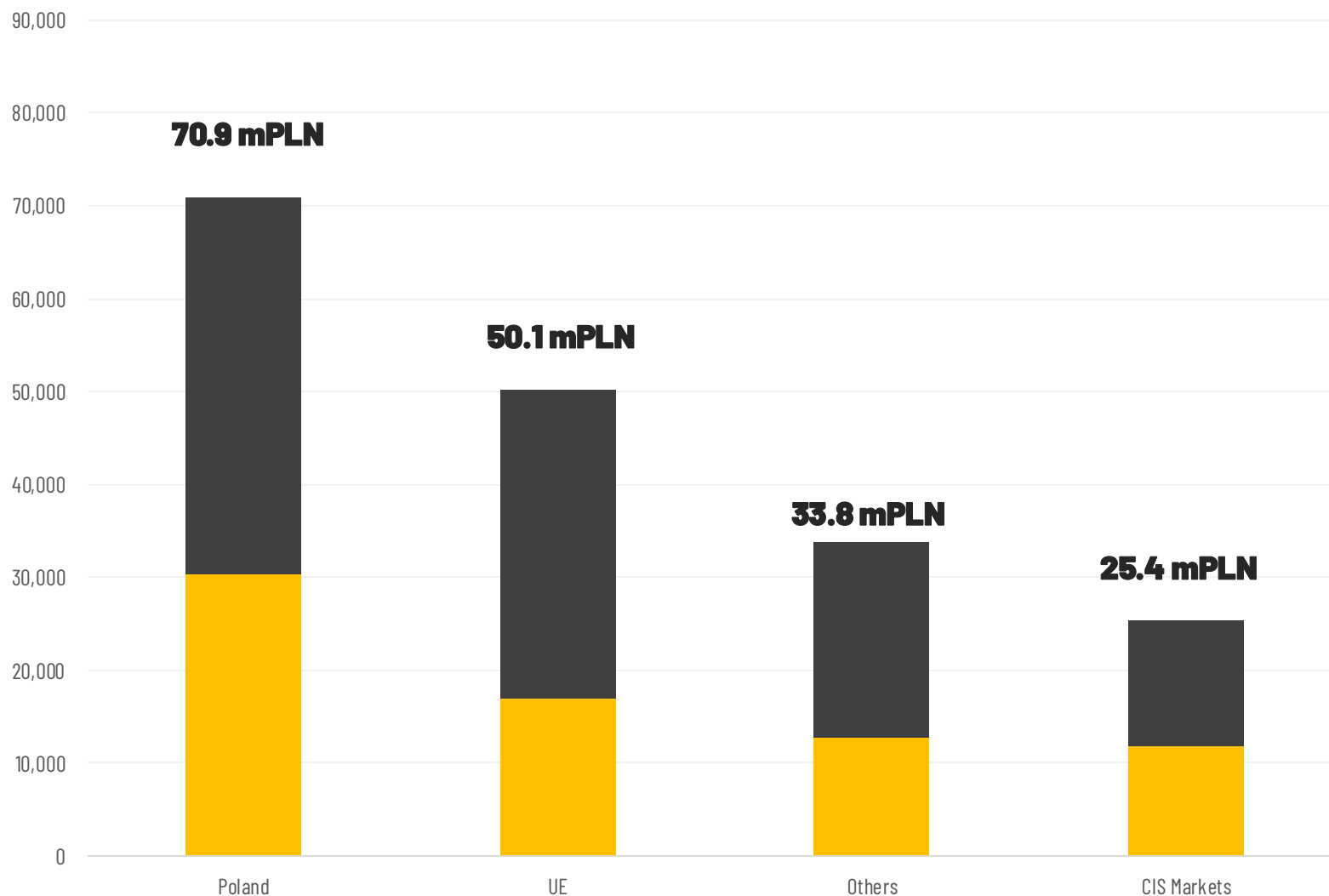
APLISENS STOCK PERFORMANCE COMPARED TO WIG (LAST 12 MONTHS)



Number of shares:	10 842 950
Stock price (20.08.2025):	18.75 PLN
Market cap (excluding treasury stock)	203.31 mln PLN
Free float:	22.68%
P/E* (market share price/earnings per share):	11.66
P/BV* (market share price/book value):	0.89
EV/EBITDA:	6.67

As of August 20, 2025

Chart illustrating the Group's sales revenue performance in the first six months of 2025 versus strategic targets



EXECUTION	
Poland	43%
UE	34%
Others	38%
CIS Markets	47%

■ Strategy Y2025

■ Execution as of 01.01-30.06.2025

This material has been prepared by Aplisens S.A. ("Company").

Reproduction, distribution, and transmission of this presentation in other jurisdictions may be subject to legal restrictions, and individuals to whom it may reach should familiarize themselves with any such restrictions and comply with them. Failure to comply with these restrictions may constitute a violation of applicable law. This presentation does not contain a complete or comprehensive financial or commercial analysis of the Company, and it does not present its position and perspectives in a complete or comprehensive manner. The Company has prepared the presentation with due diligence; however, it may contain certain inaccuracies or omissions.

In the scope that includes statements about the future, this presentation is solely informational and should not be treated as an offer or recommendation to enter into any transactions. Therefore, it is recommended that any person intending to make an investment decision regarding shares issued by the Company rely on information disclosed in official communications from Aplisens S.A. in accordance with the applicable laws governing the Company.



THANK YOU

APLISENS S.A

ul. Morelowa 7
PL - 03-192 Warsaw
e-mail: aplisens@aplisens.pl
NIP: 113-08-88-504

Central:
tel. +48 22 814 07 77
fax. +48 22 814 07 78

Management Office:
tel. +48 22 814 07 77 w 127

INVESTOR RELATIONS

Grzegorz Grelo
MakMedia

e-mail: g.grelo@makmedia.pl
tel.: +48 600 450 074



AKCJONARIAT.PL

www.akcjonariat.pl