

Head-mounted temperature transmitter type GI-22-2, GIX-22-2



- ✓ Galvanic insulation (In, out)
- ✓ Thermoresistance line compensation (3 and 4 wires line)
- ✓ Compensation of thermocouple cold junction
- ✓ Output signal 4...20mA
- ✓ Head-mounting system
- ✓ Certificate ATEX II 1G Ex ia IIC T6 (GIX-22-2 version).

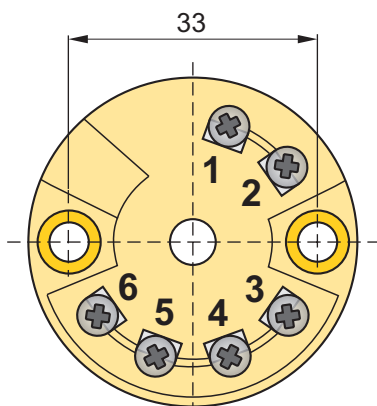
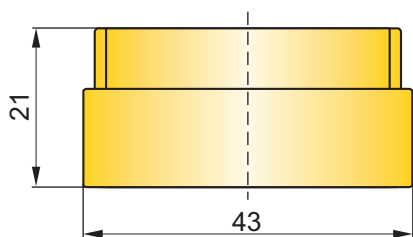
Application and function

The temperature transmitters are applicable to converting resistance of temperature or voltage of thermocouple sensor to standard current signal 4...20mA.

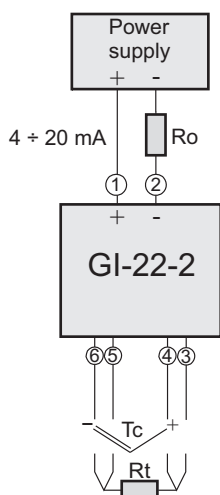
Most of parameters such as: sensor type, input signal, measuring range, may be adapted by user for specific requirements of his measuring system.

User define type of sensor, measuring range in the order, the transmitter are programmed with required parameters and their values are printed on serial number label.

Transmitter for head mounting.



Electrical diagrams



Technical data

Input signal	J, L, U, T, E, K, N, S, R, B, Pt, Ni
Min. measuring range	10°C for Pt, Ni 50°C for J, L, U, T, E, K, N 500°C for S, R, B
Output signal	4 – 20mA
Power supply	8...35V DC 8-30V DC for GIX-22-2
Load resistance	$R_0[k\Omega] < (U_z - 11V)/25mA$
Alarm signal	22mA or 3,6 mA
Galvanic insulation	Optoelectrical
Accuracy	

PT100: -100÷200°C	±0,2°C	J: -210÷1200°C	±0,5°C over -150°C
PT100: -200÷850°C	±0,4°C	L: -200÷900°C	±0,5°C
PT500: -100÷200°C	±0,2°C	U: -200÷600°C	±0,5°C
PT100: -200÷250°C	±0,4°C	T: -270÷400°C	±0,5°C over -200°C
PT1000: -100÷200°C	±0,2°C	E: -270÷1000°C	±0,5°C over -150°C
PT1000: -100÷250°C	±0,4°C	K: -270÷1372°C	±0,5°C over -140°C
Ni100: -60÷250°C	±0,2°C	N: -270÷1300°C	±1°C over -100°C
		S: -50÷1768°C	±2°C over +20°C
		R: -50÷1768°C	±2°C over +50°C
		B: 0÷1820°C	±2°C over +400°C

Thermal error	±0,05 %/10°C
Voltage error	±0,01%/V
Ambient temperature	-40...+85°C

Ordering procedure

GIX-22-2 / ___ / ___ ÷ ___ °C / ___
GI-22-2 / ___ / ___ ÷ ___ °C / ___

Sensor type

Measuring range

alarm signal:
22mA or 3,6mA